


APACHE AS1025

The Best Selling Apache



APACHE by **ET**
SPRAYERS

to read more about the AS1025
go to: ETsprayers.com/AS1025






APACHE AS1025







Our 1,000 gallon AS1025 sprayer fits perfectly for most any farming operation size. The 1025 features a durable ZF 6-speed power shifting transmission, and is equipped with a lock-up torque converter that fully engages at 1500 RPM, multiplying the engine's torque up to 200%. The lock-up function couples the engine to the transmission—creating a direct drive. Our transmissions are battle tested year-round in extreme conditions by world class off-highway heavy equipment makers. You get the smooth shifting power you need, without the added weight.

UNIQUE FEATURES FOR AS1025

ENGINE & DRIVE TRAIN	TRANSMISSION	 Power Shift, 6-speed with lock-up torque converter
	ENGINE	 Tier 4i 173 hp
	TOP ROAD SPEED	35 MPH
CHASSIS & SUSPENSION	CROP CLEARANCE	 42" with JCB planetary final drives 50" clearance with 18" drop box all-gear final drives (optional)
	WEIGHT	19,500 lbs. (approximate dry weight)
	AXLE WIDTH	120" fixed 120" - 160" adjustable (with optional 50" clearance only)
PRODUCT TANK	TANK CAPACITY	1,000 gallons

COMMON FEATURES FOR ALL APACHE MODELS

ENGINE & DRIVE TRAIN	FUEL CAPACITY	100 gallons
CHASSIS, SUSPENSION & TIRES	SUSPENSION	Patented independent hydraulic
	BRAKES	Fully enclosed, self-adjusting, internal wet disc brakes
	FRONT TIRES	 Narrow and semi-float available
	REAR TIRES	 Duals, narrow, semi-float and full-float available
	TRANSPORT WIDTH AND HEIGHT	144" maximum
SPRAY OPTIONS	OVERALL LENGTH	290" maximum
	BOOMS	 Straight 80', 90' or 100'; combo 60'/80' or 60'/90'  Straight 120' or 132'
	PRODUCT PUMP	HYPRO [®] Hydraulically-driven centrifugal product pump
	RINSE TANK	100 gallons
CAB	ET CUSTOM PRESSURIZED	State-of-the-art cab interior and console

PRECISION APPLICATION EQUIPMENT AVAILABLE FACTORY-INSTALLED ON ALL NEW APACHES BY  **Trimble** AND  **RAVEN**

All Model Year 2014 Apache sprayers are available with optional ISOBUS-ready wiring in lieu of factory-installed field computers. Refer to your specific precision agriculture product documentation for compatibility information. Equipment Technologies factory installs all field computers using CAN bus wiring and protocols.

APACHE by 
SPRAYERS

800-861-2142
ETsprayers.com