

APACHE AS1220

The Largest Capacity Apache



APACHE by **ET**
SPRAYERS




to read more about the AS1220
go to: ETsprayers.com/AS1220






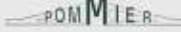
APACHE AS1220

This Apache sprayer speaks large volume to the larger farmer. The AS1220 allows owners to spray more ground faster, while keeping higher yields with a large capacity sprayer weighing-in less than the competition. Apache sprayer owners enjoy the benefits of less maintenance, less downtime and increased durability for a longer life. Not to mention boasting the lowest cost of ownership and the highest resale value in the industry.

UNIQUE FEATURES FOR AS1220

ENGINE & DRIVE TRAIN	TRANSMISSION	 Power Shift, 6-speed with lock-up torque converter
	ENGINE	 Tier 3 215 hp
	TOP ROAD SPEED	35 MPH
CHASSIS & SUSPENSION	CROP CLEARANCE	 50" clearance with 18" drop box all-gear final drives
	WEIGHT	20,300 lbs. (approximate dry weight)
	AXLE WIDTH	120" fixed 120" - 160" adjustable
PRODUCT TANK	TANK CAPACITY	1,200 gallons

COMMON FEATURES FOR ALL APACHE MODELS

ENGINE & DRIVE TRAIN	FUEL CAPACITY	100 gallons
CHASSIS, SUSPENSION & TIRES	SUSPENSION	Patented independent hydraulic
	BRAKES	Fully enclosed, self-adjusting, internal wet disc brakes
	FRONT TIRES	 Narrow and semi-float available
	REAR TIRES	 Duals, narrow, semi-float and full-float available
	TRANSPORT WIDTH AND HEIGHT	144" maximum
SPRAY OPTIONS	OVERALL LENGTH	290" maximum
	BOOMS	 Straight 80', 90' or 100'; combo 60'/80' or 60'/90'  Straight 120' or 132'
	PRODUCT PUMP	HYPRO® Hydraulically-driven centrifugal product pump
	RINSE TANK	100 gallons
CAB	ET CUSTOM PRESSURIZED	State-of-the-art cab interior and console

PRECISION APPLICATION EQUIPMENT AVAILABLE FACTORY-INSTALLED ON ALL NEW APACHES BY  **Trimble** AND  **RAVEN**

All Model Year 2014 Apache sprayers are available with optional ISOBUS-ready wiring in lieu of factory-installed field computers. Refer to your specific precision agriculture product documentation for compatibility information. Equipment Technologies factory installs all field computers using CAN bus wiring and protocols.

APACHE by 
SPRAYERS

800-861-2142
ETsprayers.com