

# APACHE AS720

**Lighter Weight-No Compromises**



**APACHE** by **ET**  
**SPRAYERS**




to read more about the AS720  
go to: [ETsprayers.com/AS720](https://ETsprayers.com/AS720)







# APACHE AS720

Why settle for a less effective method of application just because you spray fewer acres annually? It's really a myth a sprayer that weighs more is essential for tough conditions and durability. The fact is extra weight on a machine only leads to higher operating costs and lower yields. With a 4-speed JCB power shifting transmission and 160 hp Cummins Tier III engine, our lightest Apache sprayer still provides you the power to climb your toughest grades and get you through your most unfavorable ground conditions. Just like all Apache sprayers, the AS720 is fuel efficient, reliable, and provides leading operator comfort with state-of-the-art noise dampening inside the cab.

## UNIQUE FEATURES FOR AS720

ENGINE & DRIVE TRAIN	<b>TRANSMISSION</b>	 JCB transmission Power Shift, 4-speed
	<b>ENGINE</b>	 Tier 3 160 hp
	<b>TOP ROAD SPEED</b>	28 MPH
CHASSIS & SUSPENSION	<b>CROP CLEARANCE</b>	 42" with planetary final drives 50" clearance with 18" drop box all-gear final drives (optional)
	<b>WEIGHT</b>	19,200 lbs. (approximate dry weight)
	<b>AXLE WIDTH</b>	120" fixed 120" - 160" adjustable (with optional 50" clearance only)
PRODUCT TANK	<b>TANK CAPACITY</b>	750 gallons

## COMMON FEATURES FOR ALL APACHE MODELS

ENGINE & DRIVE TRAIN	<b>FUEL CAPACITY</b>	100 gallons
CHASSIS, SUSPENSION & TIRES	<b>SUSPENSION</b>	Patented independent hydraulic
	<b>BRAKES</b>	Fully enclosed, self-adjusting, internal wet disc brakes
	<b>FRONT TIRES</b>	 Narrow and semi-float available
	<b>REAR TIRES</b>	 Duals, narrow, semi-float and full-float available
	<b>TRANSPORT WIDTH AND HEIGHT</b>	144" maximum
SPRAY OPTIONS	<b>OVERALL LENGTH</b>	290" maximum
	<b>BOOMS</b>	 Straight 80', 90' or 100'; combo 60'/80' or 60'/90'  Straight 120' or 132'
	<b>PRODUCT PUMP</b>	<b>HYPRO®</b> Hydraulically-driven centrifugal product pump
	<b>RINSE TANK</b>	100 gallons
CAB	<b>ET CUSTOM PRESSURIZED</b>	State-of-the-art cab interior and console

PRECISION APPLICATION EQUIPMENT AVAILABLE FACTORY-INSTALLED ON ALL NEW APACHES BY  **Trimble** AND  **RAVEN**

All Model Year 2014 Apache sprayers are available with optional ISOBUS-ready wiring in lieu of factory-installed field computers. Refer to your specific precision agriculture product documentation for compatibility information. Equipment Technologies factory installs all field computers using CAN bus wiring and protocols.

**APACHE** by   
**SPRAYERS**

800-861-2142  
ETsprayers.com